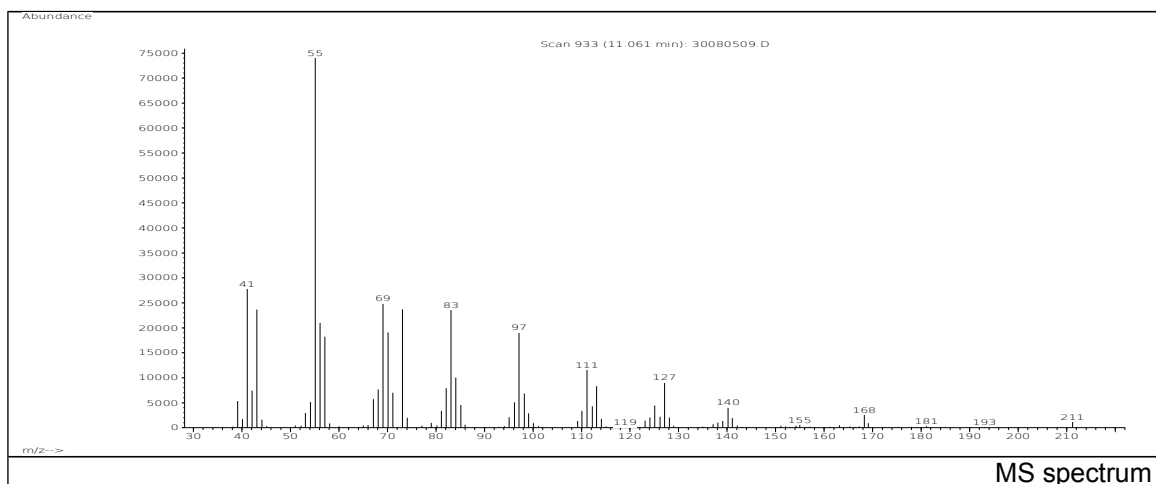
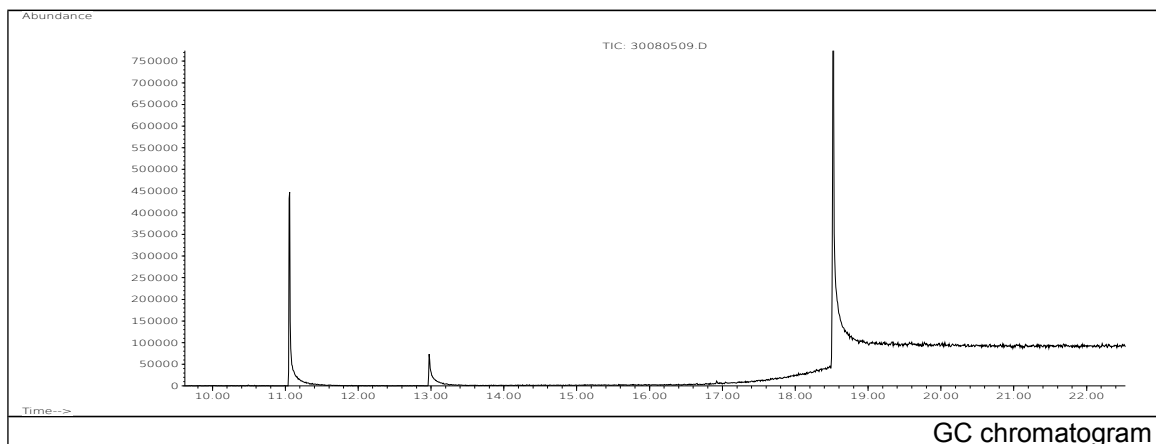


JRC CRL - FCM Database / GC-MS

Sample Name: Thiodipropionic acid, didodecyl ester
Solvent: Hexane
Concentration: 100 µg/mL

Date: 08/08/2005
CAS: 000123-28-4
PM ref: 93120 [U.R.N. A028]

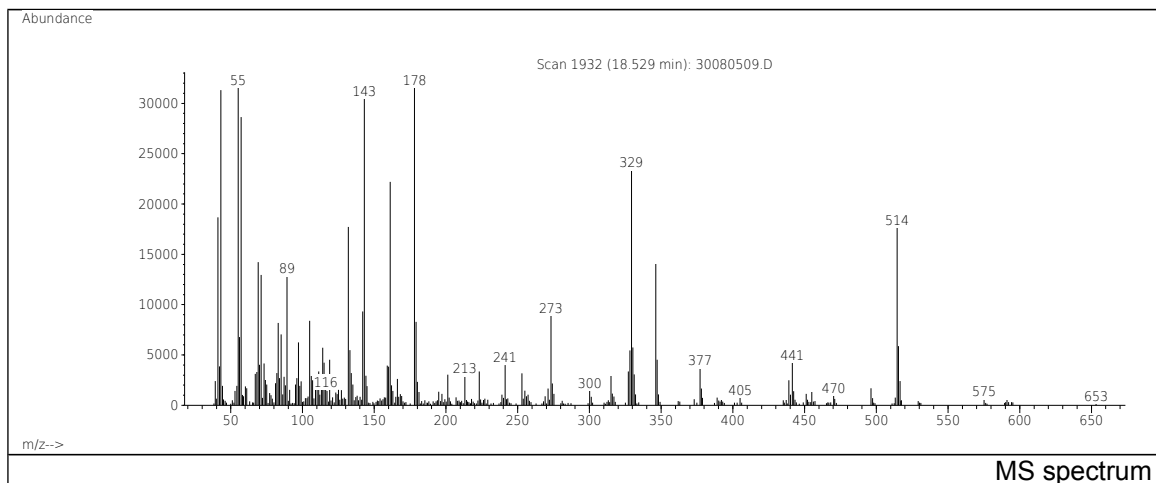


m/z	Abundance	Ion Intensity %	m/z	Abundance	Ion Intensity %
41.10	27760,0	36,58	82.10	7927,0	10,45
43.10	23656,0	31,17	83.10	23624,0	31,13
55.10	75888,0	100,00	84.10	10046,0	13,24
56.10	20992,0	27,66	97.10	19136,0	25,22
57.10	18200,0	23,98	111.10	11657,0	15,36
69.10	24968,0	32,90	113.10	8348,0	11,00
70.10	19064,0	25,12	127.10	9088,0	11,98
73.10	23696,0	31,22			

Spectrometer: HEWLETT PACKARD GC/MS 6890/5973
Inlet system: capillary GC/MS
Scan Range: 40-700 amu
Source temperature: 230 °C

Flow: 1.2 mL/min
Column: DB 17-HT (30 m x 0.25 mm x 0.15 µm)
Programme temperature: 40 °C (3 min); 20 °C/min
(350 °C); 350 °C (20 min)

JRC CRL - FCM Database / GC-MS



m/z	Abundance	Ion Intensity %	m/z	Abundance	Ion Intensity %
41.10	28608,0	48,57	105.00	15015,0	25,49
43.10	54016,0	91,71	132.10	31816,0	54,02
55.10	58896,0	100,00	142.00	17000,0	28,86
57.10	51952,0	88,21	143.00	52960,0	89,92
69.10	21296,0	36,16	161.00	36048,0	61,21
71.10	24712,0	41,96	178.00	52224,0	88,67
85.10	13768,0	23,38	329.30	24240,0	41,16
89.10	21160,0	35,93			

Spectrometer: HEWLETT PACKARD GC/MS 6890/5973
 Inlet system: capillary GC/MS
 Scan Range: 40-700 amu
 Source temperature: 230 °C

Flow: 1.2 mL/min
 Column: DB 17-HT (30 m x 0.25 mm x 0.15 µm)
 Programme temperature: 40 °C (3 min); 20 °C/min
 (350 °C); 350 °C (20 min)