



# 'Towards Zero Pollution Monitoring and Outlook'

## **Zero Pollution Action Plan for Air, Water and Soil**

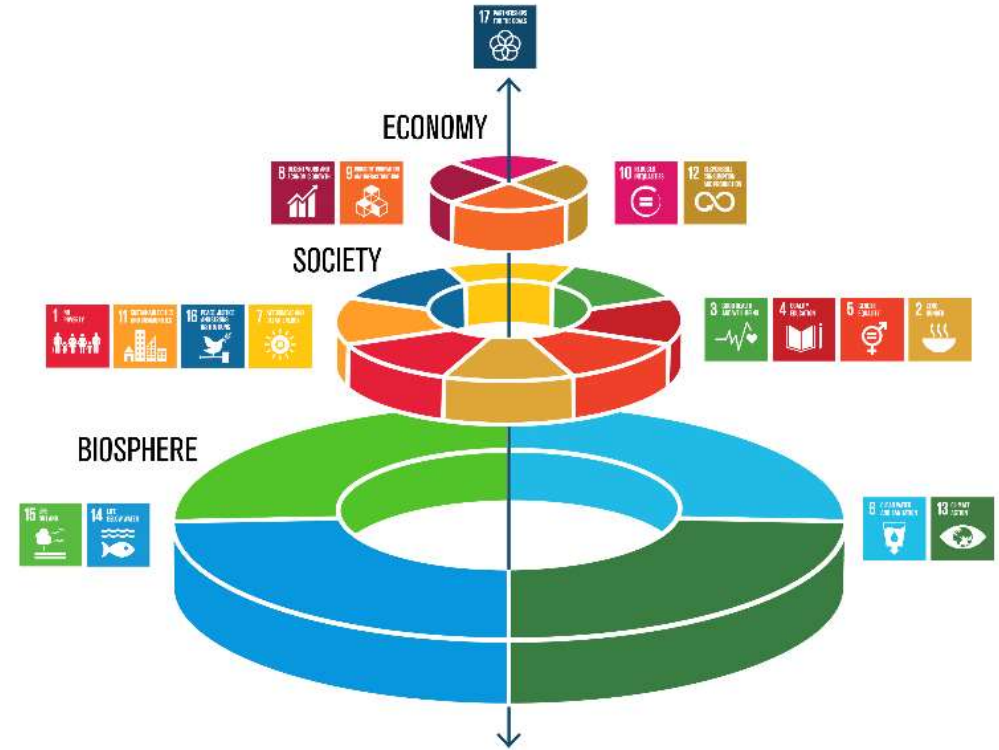
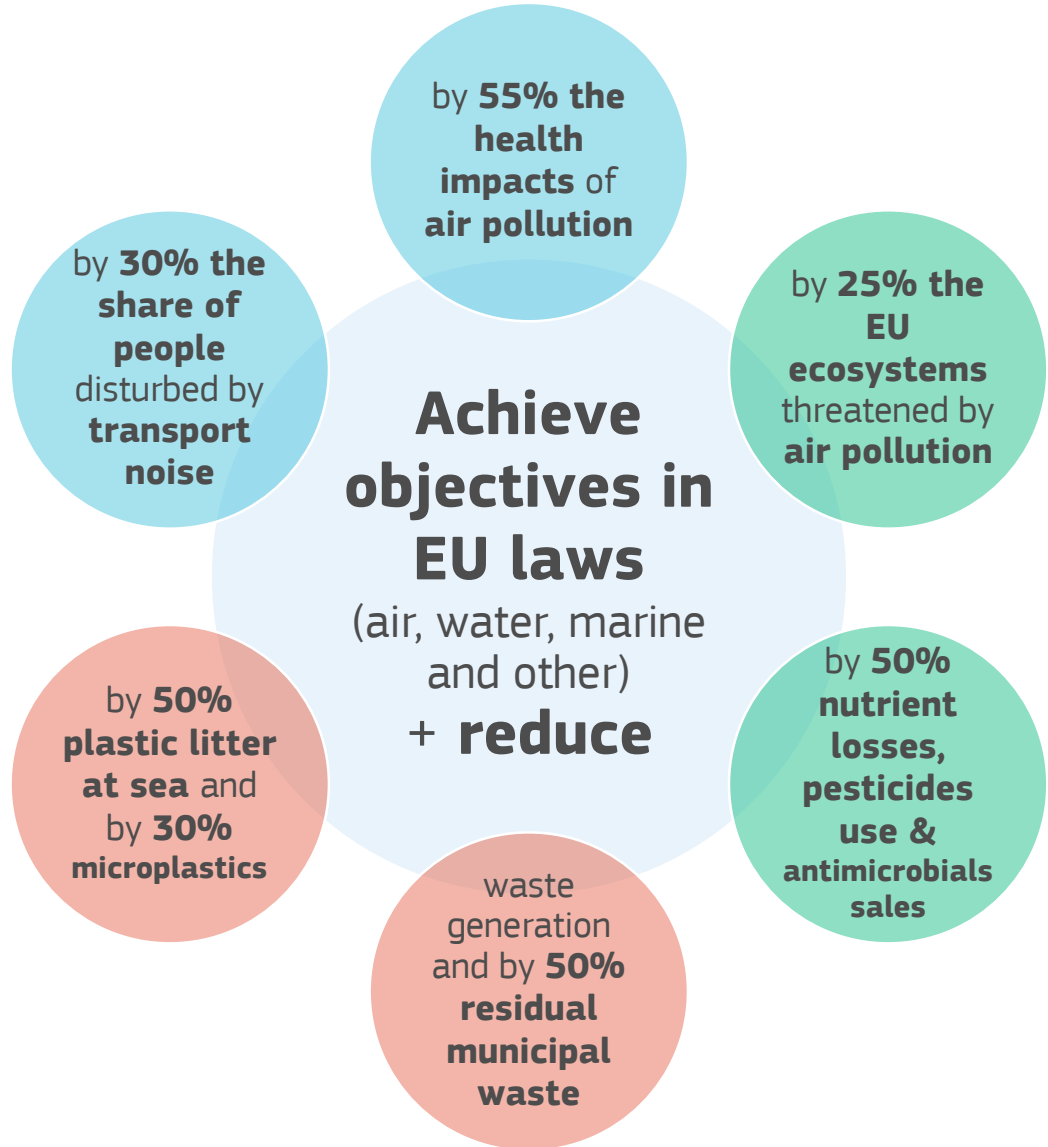
*20/10/2021*



# The **zero pollution vision** for 2050

“Air, water and soil pollution is reduced to **levels no longer considered harmful to health and natural ecosystems** and that **respect the boundaries our planet can cope with**, thus creating a toxic-free environment.”

# 2030 targets complementing SDGs



Graphics by Jerker Lokrantz/Azote



# Zero Pollution Action Plan – Monitoring and Outlook

- To **integrate the monitoring of different types of pollution** and **assess their health, environmental, economic and social impacts**, the Commission, in partnership with relevant EU agencies, will develop an integrated Zero Pollution Monitoring and Outlook Framework as part of the wider **8th Environment Action Programme (EAP) monitoring**.
- **Results of relevant innovative research**, such as on **human biomonitoring, exposome, soil health** or **pollinators** will need to be better taken on board to provide **long-term data collection** and **contribute to the outlook efforts**.
- To complement the Zero Pollution Monitoring and Outlook with a focus on health impacts, the EEA will develop a ‘**European Environment and Health Atlas**’ which can also subsequently feed into the ‘European Climate and Health Observatory’.
- Integrated monitoring of pollution will substantially **support better governance on zero pollution** by **offering new insights** into **overall pollution levels and impacts** and by **monitoring whether policy implementation is on track** to achieve agreed objectives at EU and national level, also as part of the regular **Environment Implementation Reviews** and of the **8th EAP monitoring**.
- The Zero Pollution Outlook will **analyse synergies and trade-offs** between different EU policies, help translate ‘**early warnings**’ into **recommendations on pollutants of increasing concern** based on the latest research findings (e.g. on **ultrafine particles** or **light pollution**). The **first Zero Pollution Monitoring and Outlook Report is planned for 2022**.
- From 2021 onwards, the Commission will consolidate the roles of the European Environment Agency (EEA) and the Commission’s Joint Research Centre (JRC) as the **EU’s Knowledge Centres of Excellence for Zero Pollution Monitoring and Outlook**, and bring together **relevant players in the Zero Pollution Stakeholder Platform** to exchange also on **best available data and inform the public**, in particular through the upcoming **Air Quality Index App**.



# State-of-Play

- More details set out in document adopted on 12 May 2021
- Document a starting point, not a rigid framework
- Implementation needs to address open issues and 'fix' elements for first report



Brussels, 12.5.2021  
SWD(2021) 141 final

## COMMISSION STAFF WORKING DOCUMENT

**Towards a monitoring and outlook framework for the zero pollution ambition**

*Accompanying the document*

**Communication from the Commission to the European Parliament, the Council, the European Economic and Social Committee and the Committee of the Regions**

**Pathway to a Healthy Planet for All**  
***EU Action Plan: 'Towards Zero Pollution for Air, Water and Soil'***

{COM(2021) 400 final} - {SWD(2021) 140 final}



# Table of contents

<b>1. Introduction</b>	<b>2</b>
<b>2. Purpose, objectives and targets</b>	<b>4</b>
<b>3. Background</b>	<b>6</b>
3.1. A short history of pollution monitoring	6
3.2. Achievement and challenges of existing pollution monitoring	10
3.3. Other existing and foreseen policy monitoring frameworks	12
<b>4. Zero Pollution Monitoring</b>	<b>17</b>
4.1. Concept	17
4.2. Monitoring key impacts / harm	21
4.2.1. Pollution, human health and well-being	21
4.2.2. Pollution, ecosystems and planetary boundaries	22
4.3. Monitoring key pressures and sources	25
4.4. Monitoring key drivers and responses	27
4.5. Innovative research initiatives monitoring pollution in an integrated way	28
<b>5. Zero pollution outlook and foresight</b>	<b>32</b>
<b>6. Data, knowledge needs and data management</b>	<b>35</b>
<b>7. Governance, milestones and deliverables</b>	<b>38</b>
<b>8. Conclusions and next steps</b>	<b>40</b>

Annex 1: Existing targets and objectives

Annex 2: Indicative indicator lists

- Selection criteria
- Part A: Monitoring targets
- Part B: Key indicators for impacts / harm
- Part C: Key indicators for emissions / pressures
- Part D: Key indicators for assessments  
(available only every 4-6 years)
- Part E: Indicators to be developed

Annex 3: Possible pollutants for outlook / foresight

Annex 4: Example for handling data in water



# Defining purpose and level of detail

## Purpose (intervention level)

Approx. no  
of indicators

Communication / strategic  
(EU / ENV Council)

10-20

Operational  
(Senior management)

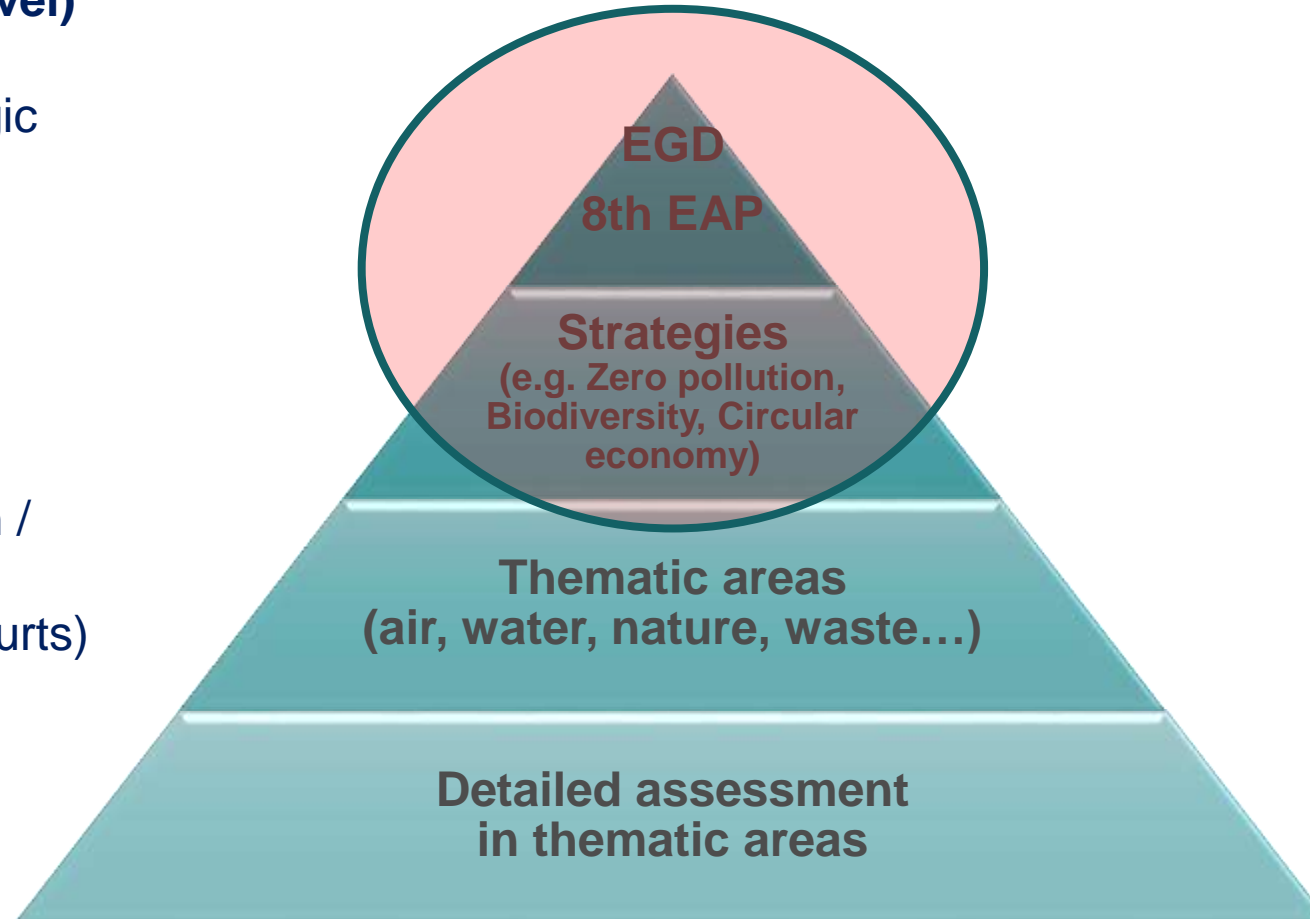
30-50

Detailed implementation /  
enforcement  
(Unit / policy specialists/courts)

50-150

Scientific  
(Research)

hundreds



Tiered/layered approach building on one another. Stories across the levels have to make sense.

# Pollution data – “describing the problem”





# Shortcomings

- Data are **incomplete**, are not monitored and/or reported by Member States or information is **late or outdated**;
- The **quality of the data** varies and lacks comparability;
- The **frequency of data** collection or transmission is not adequate for policy indicators
- The **granularity** is not sufficient to allow meaningful policy analysis;
- The **format and structure** of monitored/reported data makes it time consuming to aggregate and integrate them;
- The **access to the data** is difficult or restrictions hinder their use for different purposes, in particular from (past) research projects;
- Data are **not well documented** or difficult to interpret and re-use;
- Data are **not easily findable**, accessible and interoperable;
- For emerging pollution issues, it is often difficult to get robust, EU-wide data;
- There is **multiple reporting** and collection of the same data and they do not benefit from technological progress in digital technologies;



# Monitoring and Outlook

## A monitoring framework on pollution

- Current levels (state) of pollutants and trends in emission reductions
- Visualising **pollution**: its sources and **impacts** on human health and the natural environment
- Supporting policymaking and implementation
- Steering behavioural change

## An outlook report on pollution

- Periodical assessment on whether goals will be reached
- Takes account envisaged actions at EU and national level
- Specific assessment of the evolution of projected impacts on **human health and ecosystems**


# Identified Zero Pollution issues

- **Indicators to be developed** (Annex 2, part E as starting point)
- **Pollutants of emerging concern** (e.g. ultrafine particles and light pollution), link to 'early warning' mechanisms (e.g. in Chemicals Strategy)
- **Improving data availability** (e.g. initiatives under Chemicals Strategy, earth observation and Copernicus / Destination Earth, citizens science or using INSPIRE to close data gaps, IPCChem (Annex 4 SWD), Emodnet, Green Deal Dataspace ...?)
- **Better identification of data / knowledge needs and data management** (section 6 in SWD)





**ZERO** #EuGreenWeek  
May 31 → June 4  
**POLLUTION**  
for healthier people and planet



# Hope you enjoyed Green Week 2021!

<https://www.eugreenweek.eu/>

## More information:

- [Zero Pollution webpage](#)
- [Zero Pollution Stakeholder Platform](#)
- [Analysis of open public consultation](#)
- Contact: [ENV-ZERO-POLLUTION@ec.europa.eu](mailto:ENV-ZERO-POLLUTION@ec.europa.eu)

**Your input is welcome!**



© European Union 2020

Unless otherwise noted the reuse of this presentation is authorised under the [CC BY 4.0](#) license. For any use or reproduction of elements that are not owned by the EU, permission may need to be sought directly from the respective right holders.



BY