

Capacities to monitor and evaluate the implementation of Smart specialization



Ramojus Reimeris

2019.06.18

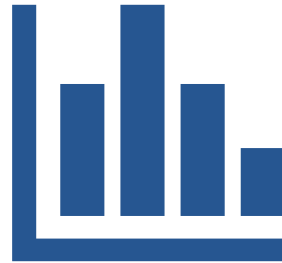
Bucharest

Why do we need monitoring and evaluation for RIS3?



Monitoring

Policy learning and ongoing dialogue with stakeholders to achieve better RIS3 results



Interim Evaluation

The results will be used to improve RIS3 priorities and RIS3 policy-mix



Impact Assessment

Decisions will be legitimized, new R&D&I policy will be initiated

Levels of understanding what is happening?

Monitoring: What is going on?

- Systematic data collection and analysis based on predefined **evaluation** criteria (indicators).
- The goal is to determine the state of implementation of the RIS3 priorities.

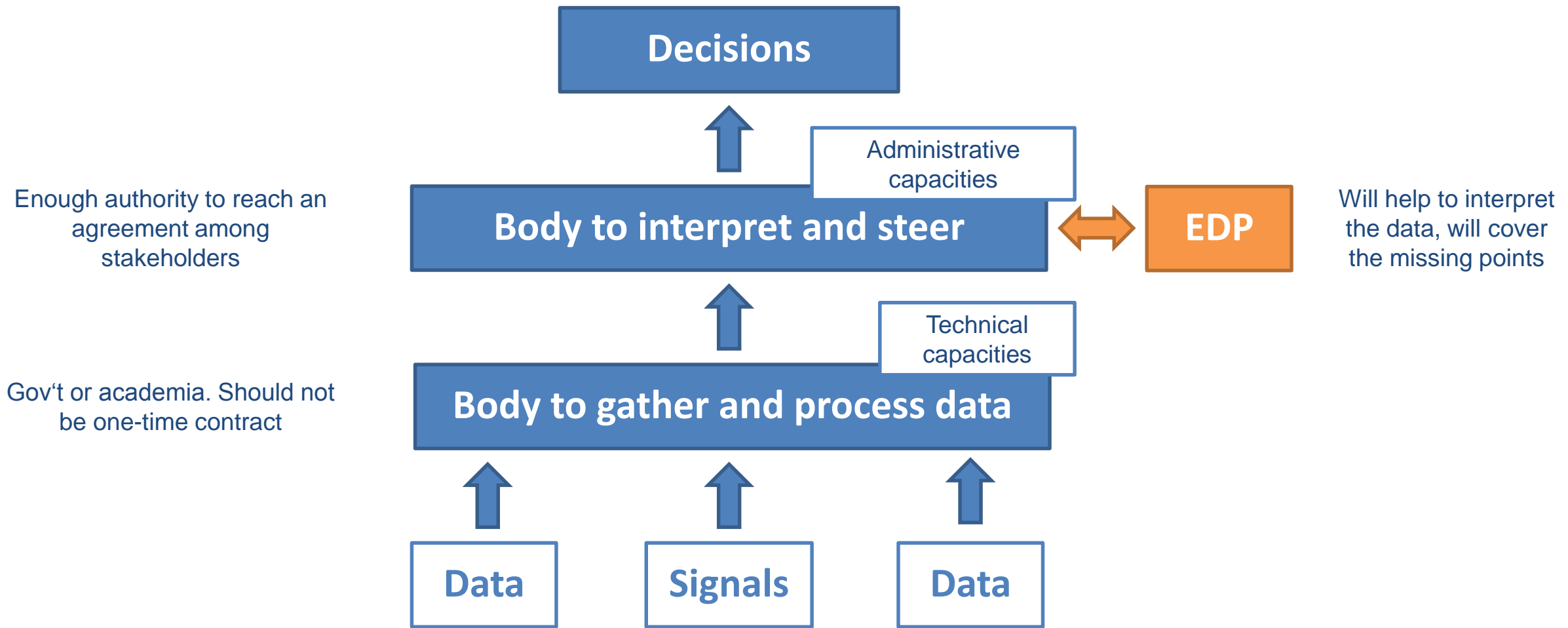
Evaluation of progress: is it good?

- Progress analysis to determine whether RIS3 priorities remain relevant, potential, whether the RIS3 will be implemented as planned.
- The goal is to measure the relevance, efficiency and effectiveness of the RIS3.

Impact assessment: what is the benefit?

- Final evaluation of the RIS3 to assess the benefits and impact of the RIS3 intervention.
- The goal is to determine if the investment has paid off, what impact the RIS3 has made.

Two separate bodies



Monitoring of RIS3: Western Balkans

	Administrative capacities	Technical capacities
Albania	Established	In progress
Bosnia and Herzegovina	In progress	In progress
Kosovo*	Established	In progress
Montenegro	Established	Established
North Macedonia	Established	In progress
Serbia	Established	In progress

*This designation is without prejudice to positions on status, and is in line with UNSCR 1244/1999 and the ICJ Opinion on the Kosovo declaration of independence.

Data sources



Project applications, project business plans



Survey data



Bibliometric data



Official statistics (Statistics department)



Implementing agencies (Information provided by applicants)



EDP



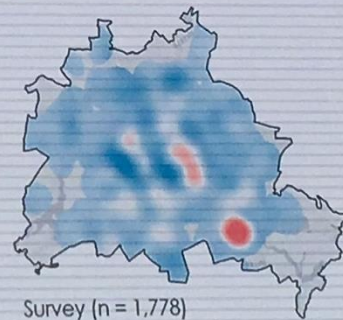
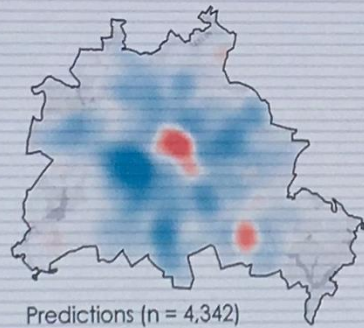
Insights from independent experts

+ data mining from social networks, companies webpages etc...


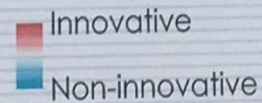
Machine learning is coming to all monitoring systems

ZEW

NEURAL NETWORK PREDICTIONS: MICROGEOGRAPHIC PATTERN



Dominant type of firm:

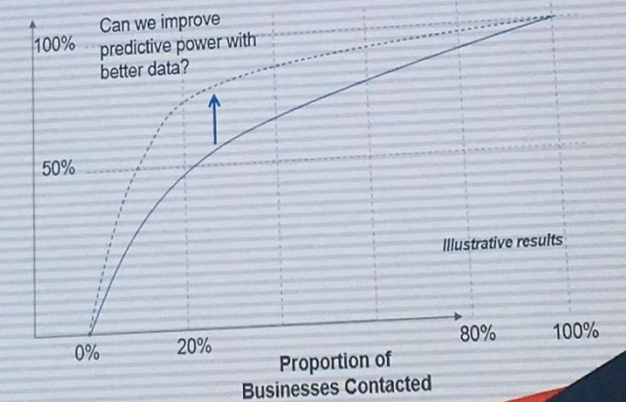


Data Enabled Change Accelerator (DECA)

Using data science and government data to effectively target government support to businesses

- Developed an **algorithm that can identify potential high growth firms of the future**
- Working with BIT to test targeted messages in 3 UK regions
- Initial **business response has been very encouraging and indicates we have targeted high quality firms**

Identification Rate of Scale Up Businesses

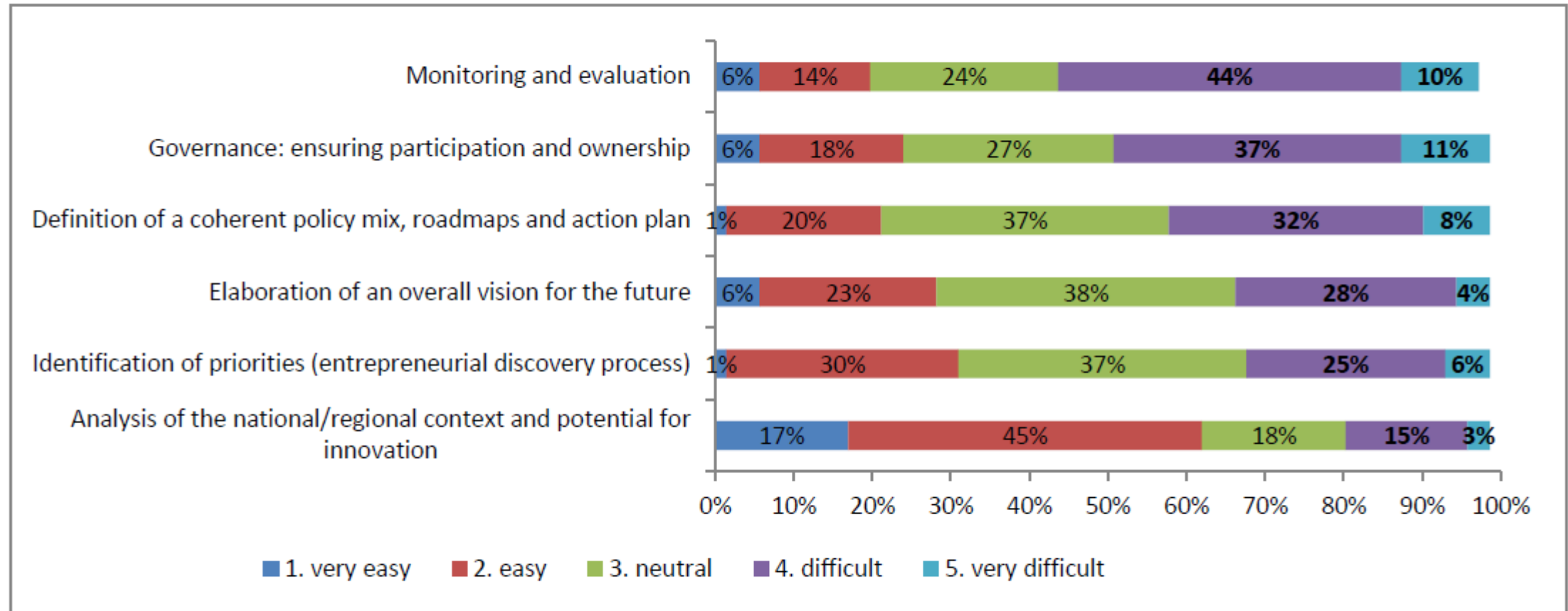


Department for
Business, Energy
& Industrial Strategy



Monitoring and evaluation paradox

Figure 4. Level of difficulty encountered with respect to the six steps of the RIS3 design process



Source: authors' elaboration based on survey data.

Main monitoring and evaluation challenges

- The general **absence of evidence** and result based policy in the innovation policy field
- Systematic data collection and meaningful data aggregation at RIS3 **priority level**
- The **complexity and limitations** of methods for impact assessment of large-scale policy-mix
- **Inclusion of stakeholders** in the evaluation process, when it is important to ensure impartiality
- How to **deliver timely** and meaningful, actionable evidence?

Understanding changes

- It seems that everybody will be seeking for economical transformation (including EU neighboring regions).
- But changes can be not only of production-oriented economic character: a better, more connected ecosystem, a more attractive image of the country, etc.
- Changes in the behavior of actors: policy making process, policy implementation/monitoring, stakeholder involvement (local and international activities -> better alignment of value chains)
- A better response to the global/regional challenges



www.mosta.lt